

NZD Growth Fund

This fund update was first made publicly available on 30 October 2023.

What is the purpose of this update?

This document tells you how the NZD Growth Fund (**Fund**) has performed and what fees were charged. The document will help you to compare the Fund with other funds. Lifetime Asset Management Limited (**Lifetime**) prepared this update in accordance with the Financial Markets Conduct Act 2013. This information is not audited and may be updated.


Description of this Fund

New Zealand Dollar denominated fund employing an active asset allocation strategy and a passive investment management strategy invested 16% in income assets (New Zealand and international fixed interest), with 84% exposure to growth assets (Australasian and international equities). Seeks to track composite indices (before annual fund charge and tax), comprising: 8% Bloomberg NZ Bond Govt 0+ Yr Index; 8% Bloomberg Global Aggregate Index, 100% hedged to NZD; 15% Morningstar New Zealand (total return) Index, including imputation credits; 15% S&P/NZX 50 Portfolio Index, including imputation credits; 27% MSCI World Index NR ex NZ, Tobacco, Controversial and Nuclear Weapons; and 27% MSCI World Index NR ex NZ, Tobacco, Controversial and Nuclear Weapons, 100% hedged to NZD.

Total value of the Fund	NZD \$25,357,019
Number of investors	135
The date the Fund started	3 December 2018

What are the risks of investing?

Risk indicator for the NZD Growth Fund



The risk indicator is rated from 1 (low) to 7 (high). The rating reflects how much the value of the Fund's assets goes up and down. A higher risk generally means higher potential returns over time, but more ups and downs along the way.



To help you clarify your own attitude to risk, you can seek financial advice or work out your risk profile at sorted.org.nz/tools/investor-kickstarter

Note that even the lowest category does not mean a risk-free investment, and there are other risks that are not captured by this rating.

This risk indicator is not a guarantee of a fund's future performance. As the Fund has not been in existence for five years the risk indicator is based on the fund's returns data for the period 1 January 2019 to 30 September 2023 and market index data for the period 1 October 2018 to 31 December 2018. While risk indicators are usually relatively stable, they do shift from time to time. The risk indicator will continue to be updated in future fund updates.



See the Product Disclosure Statement (**PDS**) for more information about the risks associated with investing in this Fund.

How has the fund performed?

	Past Year
Annual return (after deductions for charges and tax)	7.07%
Annual return (after deductions for charges but before tax)	7.26%
Market index annual return (reflects no deduction for charges and tax)	11.78%

The market index annual return for the Fund is a composite index (before annual fund charge and tax), comprising: 8% Bloomberg NZ Bond Govt 0+ Yr Index; 8% Bloomberg Global Aggregate Index, 100% hedged to NZD; 15% Morningstar New Zealand (total return) Index, including imputation credits; 15% S&P/NZX 50 Portfolio Index, including imputation credits; 27% MSCI World Index NR ex NZ, Tobacco, Controversial and Nuclear Weapons; and 27% MSCI World Index NR ex NZ, Tobacco, Controversial and Nuclear Weapons, 100% hedged to NZD. The market index was updated on 7 July 2023 to reflect a change to the Fund's underlying investment.

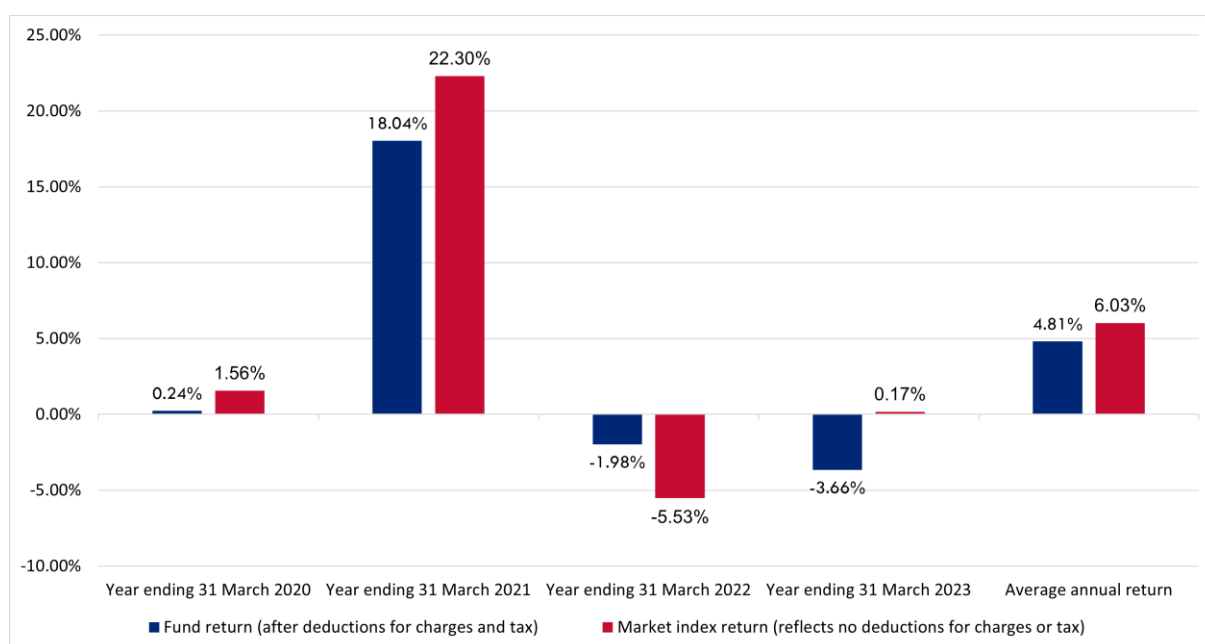


See the Statement of Investment Policy and Objectives (**SIPO**) for details of the Fund's benchmark asset allocation and the asset class indices.



Additional information about the market index is available in the 'SIPO' document on the 'Scheme Register' at disclose-register.companiesoffice.govt.nz (search for 'Garrison Bridge Superannuation Scheme').

Annual Returns



This shows the fund return after fund charges and tax for each year ending 31 March since the Fund started. The last bar shows the average annual return since the Fund started, up to 30 September 2023.

Important: This does not tell you how the fund will perform in the future.

Returns in this update are after tax at the highest prescribed investor rate (**PIR**) of tax for an individual New Zealand resident. Your tax may be lower.

What fees are investors charged?

Investors in the Fund are charged fund charges. In the year to 31 March 2023 these were:

% of net asset value	
Total fund charges	1.11%
Which are made up of:	
Total management and administration charges	1.11%
Including:	
• Manager's basic fee	0.90%
• Other management and administration charges	0.21%
Total performance-based fees*	0.00%
Dollar amount per investor	
Other charges	\$0.00

* There are no performance fees charged by the Fund.

All fees are GST inclusive (if applicable).

Investors may also be charged individual action fees for specific actions or decisions. See the PDS for more information about those fees.

Example of how this applies to an investor

Small differences in fees and charges can have a big impact on your investment over the long term.

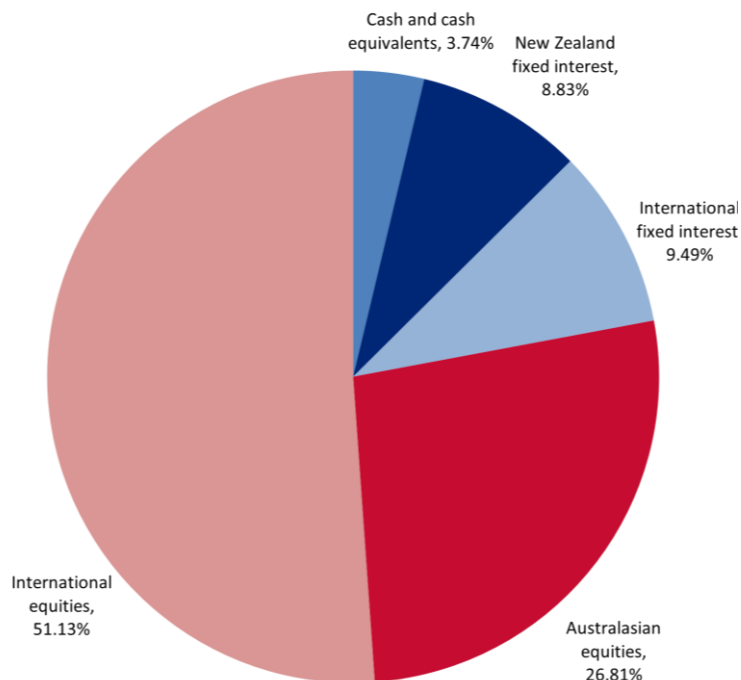
Example of how this applies to an investor

Ben had \$10,000 in the Fund at the start of the year and did not make any further contributions. At the end of the year, Ben received a return after fund charges were deducted of \$726 (that is 7.26% of his initial \$10,000). Ben also paid \$0 in other charges. This gives Ben a total return after tax of \$707 for the year.

What does the fund invest in?

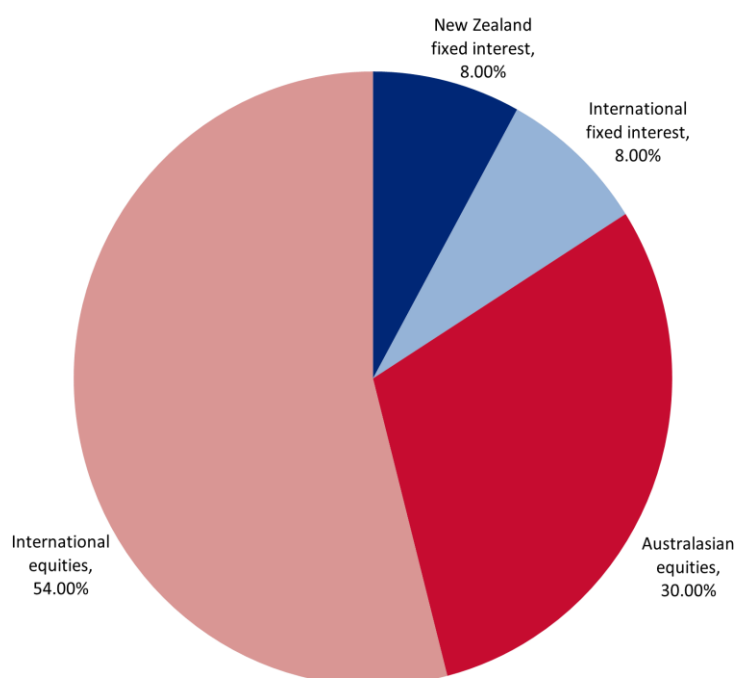
Actual investment mix

This shows the types of assets that the Fund invests in.



Target investment mix

This shows the mix of assets that the Fund generally intends to invest in.



Top 10 investments

Name	Percentage of the net asset value of the Fund	Type	Country	Credit rating (if applicable)
Mercer Hedged Socially Responsible Overseas Shares Index Portfolio	25.67%	International equities	New Zealand	-
Mercer Socially Responsible Overseas Shares Index Portfolio	25.41%	International equities	New Zealand	-
Simplicity NZ Share Fund	13.40%	Australasian equities	New Zealand	-
Harbour NZ Index Shares Fund	13.39%	Australasian equities	New Zealand	-
Smartshares Global Aggregate Bond ETF	9.48%	International fixed interest	New Zealand	-
Simplicity NZ Bond Fund	8.82%	New Zealand fixed interest	New Zealand	-
Bank of New Zealand 'On Call' Bank Account	3.83%	Cash and cash equivalents	New Zealand	AA-

The top 10 investments make up 100% of the Fund.

Currency hedging

The following foreign currency exposure targets will apply to international assets:

- International fixed interest – 100% hedged to New Zealand dollars.
- International equities – 50% hedged to New Zealand dollars. However, we may aim to add value by tactically adjusting the strategic hedging level on international shares above or below the benchmark of 50% depending on our view of how the New Zealand dollar will perform.



Additional information about currency hedging is available in the 'SIPO' on the 'Scheme Register' at disclose-register.companiesoffice.govt.nz (search for 'Garrison Bridge Superannuation Scheme').

Key personnel

This shows the directors, employees and Investment Committee members and advisers who have the most influence on the investment decisions of the Fund.

Name	Current position	Time in current position	Previous or other position	Time in previous or other position
Ralph Stewart	Managing Director, Lifetime Asset Management Limited	9 years and 4 months	Chief Executive, Accident Compensation Corporation	1 year and 4 months
			Chief Executive, AXA New Zealand	10 years and 1 month
Cameron Bagrie	Member, Lifetime Investment Committee	2 years and 5 months	Managing Director & Chief Economist, Bagrie Economics <i>(current position)</i>	5 years and 9 months
			Chief Economist, ANZ	11 years and 10 months
Kevin Stirrat	Member, Lifetime Investment Committee	2 years and 5 months	Director/Strategy Wealth Management Research, Forsyth Barr Limited	15 years and 10 months
Victor Huang	Advisor, Lifetime Investment Committee	3 years and 6 months	(Australia) Principal and Head of Investment Solutions Asia-Pacific – Milliman Inc <i>(current position)</i>	15 years and 9 months
Paul Robertshawe	Advisor, Lifetime Investment Committee	2 years and 5 months	Chief Investment Officer, Octagon Asset Management Limited <i>(current position)</i>	1 year and 11 months

Further information



You can also obtain this information, the PDS for the Garrison Bridge Superannuation Scheme, and some additional information from the 'Offer Register' at disclose-register.companiesoffice.govt.nz (search for 'Garrison Bridge Superannuation Scheme').

Notes

