

General Market Commentary

Investors continued to ride high in December, buoyed by expectations of an imminent steep slide in interest rates as global inflation pressures eased further. While markets couldn't quite match November's red-hot rally, they still posted substantial gains, taking the S&P 500 to within 1% of its all-time high.

US-based investors were particularly jubilant as authorities there seemed to have successfully balanced on an economic knife-edge, stamping out inflation without detonating the economy. If anything, it seems as sturdy as ever, with recent data indicating a strong job market, an optimistic business climate and confident consumers.

At home, our economy appeared on shakier ground with GDP shrinking by 0.3% in the third quarter compared to an expansion of 0.5% in the three months to end June. However, this did little to rain on the parade of upbeat local investors who instead focused on lower wholesale interest rates, which raised hopes that borrowing costs – aka mortgage rates - might've peaked. The new government's ballyhooed mini-budget was somewhat anti-climactic in comparison, promising significantly lower public spending, but providing few concrete details on how it would be achieved.

It was a similar story across the Tasman, as investors ignored mixed messages on the economy to pile into high-flying tech stocks, while the materials sector also saw a flurry of activity amid higher commodity prices.

Against this backdrop, the S&P500 rose by 4.4% in December, while the tech-focused Nasdaq climbed a slightly higher 5.5%. The NZX50 gained a respectable 3.9%, while the ASX200 led the charge, finishing up by 7.1%. Meanwhile, the FTSE100 rose by 3.8% as the UK's annual inflation rate fell by a much-bigger-than-expected 3.9% in November, its lowest in more than two years.

GBP and AUD / NZD exchange rate change from 30 November 2023 to 31 December 2023:

1 Month to 31/12/2023			
	30/11/2023	31/12/2023	% change over month
GBP / NZD	\$2.05	\$2.01	-1.8%
AUD / NZD	\$1.07	\$1.08	0.4%

GBP and AUD / NZD exchange rate change from 31 December 2022 to 31 December 2023:

1 Year to 31/12/2023			
	31/12/2022	31/12/2023	% change over year
GBP / NZD	\$1.91	\$2.01	5.7%
AUD / NZD	\$1.07	\$1.08	0.4%

Lifetime Asset Management Limited

Level 3, 120 Featherston Street, Wellington 6011, New Zealand
PO Box 10760 The Terrace, Wellington 6140, New Zealand
T: +64 (0) 4 472 7902
E: super@garrisonbridge.co.nz

About Garrison Bridge

Garrison Bridge Superannuation Scheme ('Scheme', 'Garrison Bridge') is a New Zealand Superannuation Scheme, regulated by the Financial Markets Authority and offered in Australia under the Mutual Recognition Scheme. The Scheme is a managed superannuation scheme that offers seven investment options in NZD, AUD & GBP and has QROPS registration for foreign superannuation transfers.

Garrison Bridge is managed by Lifetime Asset Management Limited.

Ralph Stewart – Managing Director, Lifetime Asset Management Limited



Ralph Stewart was CEO of AXA Insurance New Zealand for 9 years and more recently the CEO of ACC. He has thirty years of experience in New Zealand's financial services sector, including 8 years as General Manager of Marketing & Strategy at TOWER Insurance. Ralph holds a Masters in Business Administration from Manchester University in England.

Disclaimer: Past performance is not an indicator of future performance. Neither Lifetime Asset Management Limited nor any of its related companies accepts any liability for any loss or damage arising directly or indirectly out of the use of, or reliance on, the information provided in this document. Lifetime Asset Management Limited is the manager and issuer, and Public Trust is the supervisor, of the Scheme. None of Lifetime, the Government, Public Trust, or any director, board member or nominee of any of those entities, or any other person, guarantees the Schemes' performance, returns or repayment of capital. To calculate your Prescribed Investor Rate (PIR) see the Product Disclosure Statements. The Schemes' Product Disclosure Statements are available at garrisonbridge.co.nz

Fund Summary

For the month ending 31 December 2023

NZD Conservative Fund



Description of this Fund

New Zealand Dollar denominated fund employing an active asset allocation strategy and a passive investment management strategy invested 70% in income assets (New Zealand and international fixed interest), with 30% exposure to growth assets (Australasian and international equities). Seeks to track composite indices (before annual fund charge and tax), comprising: 10% S&P/NZX Bank Bills 90-Day Index; 40% Bloomberg NZ Bond Govt 0+ Yr Index; 20% Bloomberg Global Aggregate Index, 100% hedged to NZD; 20% Morningstar New Zealand (total return) Index, including imputation credits; 5% MSCI World Index NR ex NZ, Tobacco, Controversial and Nuclear Weapons; and 5% MSCI World Index NR ex NZ, Tobacco, Controversial and Nuclear Weapons, 100% hedged to NZD.

Risk indicator for the NZD Conservative Fund

← Potentially lower returns

Potentially higher returns →



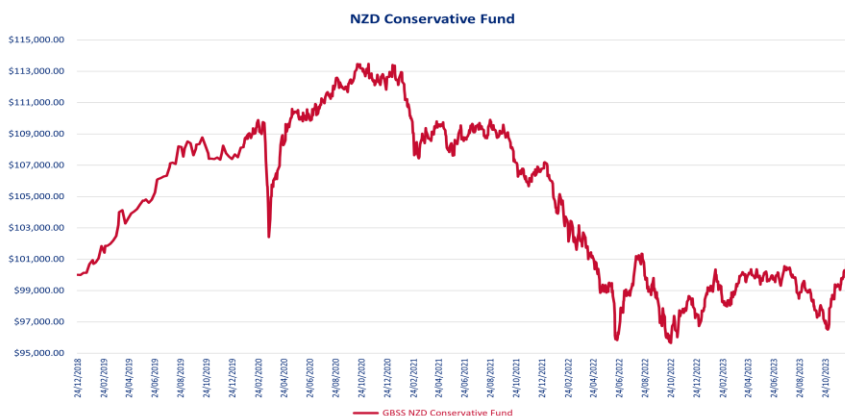
← Lower risk

Higher risk →

The risk indicator is rated from 1 (low) to 7 (high). The rating reflects how much the value of the Fund's assets goes up and down. A higher risk generally means higher potential returns over time, but more ups and downs along the way. For further information on how the risk indicator is calculated, please see the Passively Managed Fund Options Product Disclosure Statement.

Investment performance

The chart below illustrates the performance of NZ\$100,000 invested in the NZD Conservative Fund from inception on 24 December 2018 to 31 December 2023. The chart shows cumulative investment performance after fees, and tax (at 28%):



The below performance figures for the NZD Conservative Fund as at 31 December 2023. The returns are after fees and after taxes:

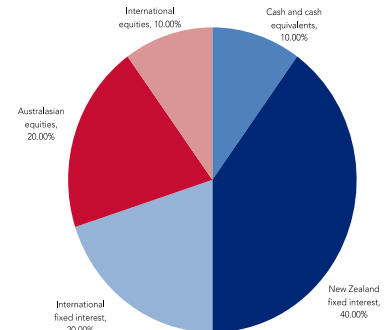
PIR Tax Rate	Month	Quarter	6-months	12-months	Inception
28%	2.49%	4.63%	2.28%	5.36%	0.45%
0%	2.89%	5.47%	2.82%	6.13%	0.37%

* Returns for periods longer than one year are annualised

Lifetime Asset Management Limited

Level 3, 120 Featherston Street, Wellington 6011, New Zealand
 PO Box 10760 The Terrace, Wellington 6140, New Zealand
 T: +64 (0) 4 472 7902
 E: super@garrisonbridge.co.nz

Target asset allocation



Underlying Investment Managers

Simplicity NZ Limited is a leading investment manager located in NZ, with over NZ\$5 billion under management.

Harbour Asset Management Limited is a proven fund manager with over NZ\$2 billion under management.

Smartshares Limited is New Zealand's only issuer of ETFs listed on the NZX Main Board, with over NZ\$4 billion of funds under management.

Mercer (N.Z.) Limited is part of Marsh & McLennan Companies, Inc with a global investment network, managing approximately NZ\$200 billion.

Key facts

Inception date:
24 December 2018

Underlying Investment Managers:
Simplicity NZ Ltd, Harbour Asset Management Ltd, Smartshares Limited, and Mercer (N.Z.) Limited

Supervisor:
Public Trust

Fund type:
Multi-rate Portfolio Investment Entity

Licensed Manager:
Lifetime Asset Management Limited

Estimated annual fund charge: 1.09%

Disclaimer: Past performance is not an indicator of future performance. Neither Lifetime Asset Management Limited nor any of its related companies accepts any liability for any loss or damage arising directly or indirectly out of the use of, or reliance on, the information provided in this document. Lifetime Asset Management Limited is the manager and issuer, and Public Trust is the supervisor, of the Scheme. None of Lifetime, the Government, Public Trust, or any director, board member or nominee of any of those entities, or any other person, guarantees the Schemes' performance, returns or repayment of capital. To calculate your Prescribed Investor Rate (PIR) see the Product Disclosure Statements. The Schemes' Product Disclosure Statements are available at garrisonbridge.co.nz

Fund Summary

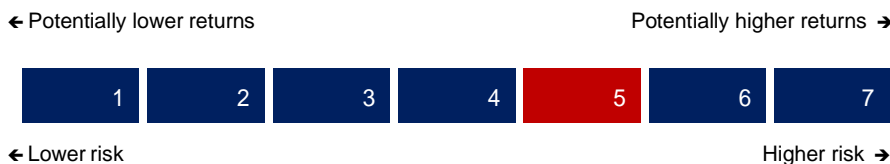
For the month ending 31 December 2023

NZD Growth Fund

Description of this Fund

New Zealand Dollar denominated fund employing an active asset allocation strategy and a passive investment management strategy invested 16% in income assets (New Zealand and international fixed interest), with 84% exposure to growth assets (Australasian and international equities). Seeks to track composite indices (before annual fund charge and tax), comprising: 8% Bloomberg NZ Bond Govt 0+ Yr Index; 8% Bloomberg Global Aggregate Index, 100% hedged to NZD; 15% Morningstar New Zealand (total return) Index, including imputation credits; 15% S&P/NZX 50 Portfolio Index, including imputation credits; 27% MSCI World Index NR ex NZ, Tobacco, Controversial and Nuclear Weapons; and 27% MSCI World Index NR ex NZ, Tobacco, Controversial and Nuclear Weapons, 100% hedged to NZD.

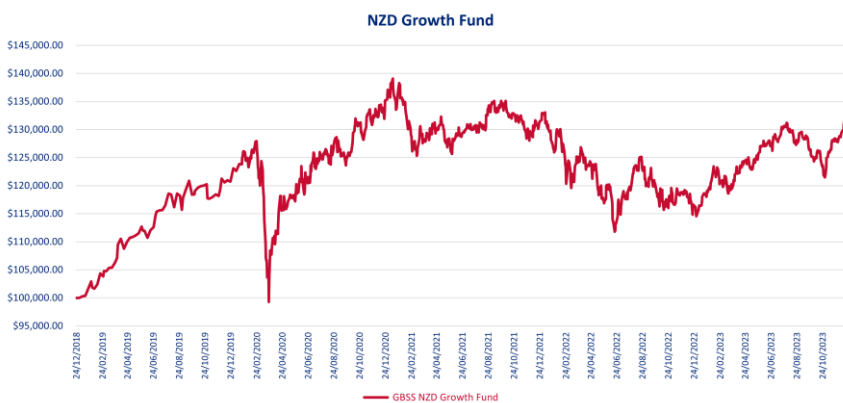
Risk indicator for the NZD Growth Fund



The risk indicator is rated from 1 (low) to 7 (high). The rating reflects how much the value of the Fund's assets goes up and down. A higher risk generally means higher potential returns over time, but more ups and downs along the way. For further information on how the risk indicator is calculated, please see the Passively Managed Fund Options Product Disclosure Statement.

Investment performance

The chart below illustrates the performance of NZ\$100,000 invested in the NZD Growth Fund from inception on 24 December 2018 to 31 December 2023. The chart shows cumulative investment performance after fees, and tax (at 28%):



The below performance figures for the NZD Growth Fund as at 31 December 2023. The returns are after fees and after taxes:

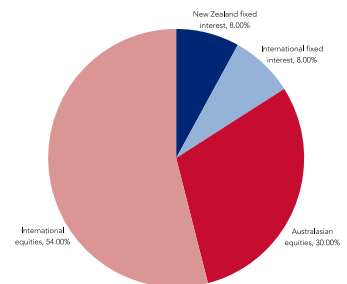
PIR Tax Rate	Month	Quarter	6-months	12-months	Inception
28%	3.23%	5.94%	2.95%	14.62%	5.77%
0%	3.51%	6.55%	3.34%	15.36%	5.91%

* Returns for periods longer than one year are annualised

Lifetime Asset Management Limited

Level 3, 120 Featherston Street, Wellington 6011, New Zealand
 PO Box 10760 The Terrace, Wellington 6140, New Zealand
 T: +64 (0) 4 472 7902
 E: super@garrisonbridge.co.nz

Target asset allocation



Underlying Investment Managers

Simplicity NZ Limited is a leading investment manager located in NZ, with over NZ\$5 billion under management.

Harbour Asset Management Limited is a proven fund manager with over NZ\$2 billion under management.

Smartshares Limited is New Zealand's only issuer of ETFs listed on the NZX Main Board, with over NZ\$4 billion of funds under management.

Mercer (N.Z.) Limited is part of Marsh & McLennan Companies, Inc with a global investment network, managing approximately NZ\$200 billion.

Key facts

Inception date:
24 December 2018

Underlying Investment Managers:
Simplicity NZ Ltd, Harbour Asset Management Ltd, Smartshares Limited, and Mercer (N.Z.) Limited

Supervisor:
Public Trust

Fund type:
Multi-rate Portfolio Investment Entity

Licensed Manager:
Lifetime Asset Management Limited

Estimated annual fund charge: 1.09%

Disclaimer: Past performance is not an indicator of future performance. Neither Lifetime Asset Management Limited nor any of its related companies accepts any liability for any loss or damage arising directly or indirectly out of the use of, or reliance on, the information provided in this document. Lifetime Asset Management Limited is the manager and issuer, and Public Trust is the supervisor, of the Scheme. None of Lifetime, the Government, Public Trust, or any director, board member or nominee of any of those entities, or any other person, guarantees the Schemes' performance, returns or repayment of capital. To calculate your Prescribed Investor Rate (PIR) see the Product Disclosure Statements. The Schemes' Product Disclosure Statements are available at garrisonbridge.co.nz

Fund Summary

For the month ending 31 December 2023

AUD Balanced Fund

Description of this Fund

Australian Dollar denominated fund employing an active asset allocation strategy and a passive investment management strategy invested 40% in income assets (international fixed interest), with 60% exposure to growth assets (Australasian and international equities). Seeks to track composite indices (before annual fund charge and tax), comprising: 20% Bloomberg Aus Bond Credit 0+ Yr Index; 20% Bloomberg Global Treasury Scaled Index, 100% hedged to AUD; 20% FTSE Australia 300 Choice Index; and 40% MSCI World ex Australia Custom ESG Leaders Index, 100% hedged to AUD.

Risk indicator for the AUD Balanced Fund

← Potentially lower returns

Potentially higher returns →



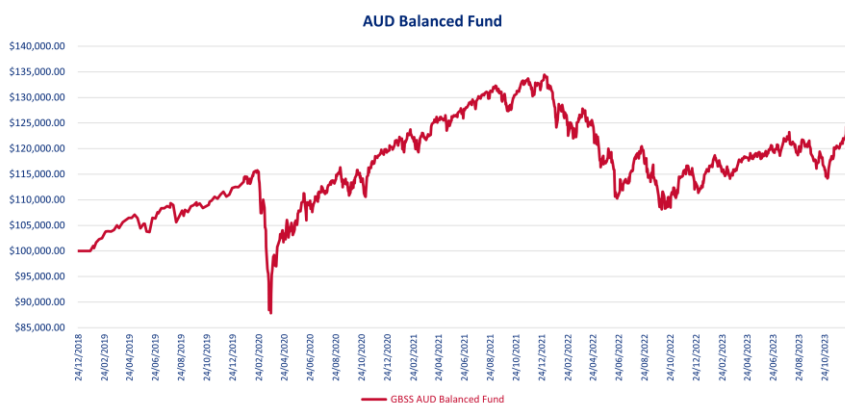
← Lower risk

Higher risk →

The risk indicator is rated from 1 (low) to 7 (high). The rating reflects how much the value of the Fund's assets goes up and down. A higher risk generally means higher potential returns over time, but more ups and downs along the way. For further information on how the risk indicator is calculated, please see the Passively Managed Fund Options Product Disclosure Statement.

Investment performance

The chart below illustrates the performance of AU\$100,000 invested in the AUD Balanced Fund from inception on 24 December 2018 to 31 December 2023. The chart shows cumulative investment performance after fees, and tax (at 28%):



The below performance figures for the AUD Balanced Fund as at 31 December 2023. The returns are after fees and after taxes:

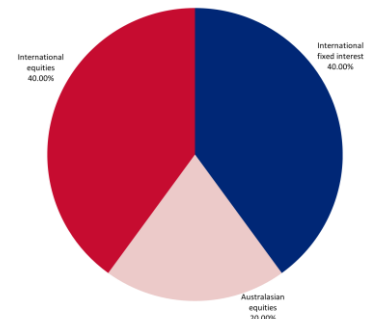
PIR Tax Rate	Month	Quarter	6-months	12-months	Inception
28%	4.06%	6.91%	5.07%	12.20%	4.70%
0%	4.15%	7.18%	5.62%	13.38%	5.53%

* Returns for periods longer than one year are annualised

Lifetime Asset Management Limited

Level 3, 120 Featherston Street, Wellington 6011, New Zealand
 PO Box 10760 The Terrace, Wellington 6140, New Zealand
 T: +64 (0) 4 472 7902
 E: super@garrisonbridge.co.nz

Target asset allocation



Underlying Investment Managers

Vanguard Investments Australia Limited.

The Vanguard Group, Inc is the world's second largest investment manager with over US\$7.5 trillion under management.

BlackRock Asset Management Ireland Limited.

BlackRock, Inc is the world's largest global investment manager with over US\$9 trillion in assets under management.

Key facts

Inception date:

24 December 2018

Underlying Investment Managers:

Vanguard Investments Australia Limited, BlackRock Asset Management Ireland Limited

Supervisor:

Public Trust

Fund type:

Multi-rate Portfolio Investment Entity

Licenscd Manager:

Lifetime Asset Management Limited

Estimated annual fund charge: 1.19%

Disclaimer: Past performance is not an indicator of future performance. Neither Lifetime Asset Management Limited nor any of its related companies accepts any liability for any loss or damage arising directly or indirectly out of the use of, or reliance on, the information provided in this document. Lifetime Asset Management Limited is the manager and issuer, and Public Trust is the supervisor, of the Scheme. None of Lifetime, the Government, Public Trust, or any director, board member or nominee of any of those entities, or any other person, guarantees the Schemes' performance, returns or repayment of capital. To calculate your Prescribed Investor Rate (PIR) see the Product Disclosure Statements. The Schemes' Product Disclosure Statements are available at garrisonbridge.co.nz

Fund Summary

For the month ending 31 December 2023

GBP Conservative Fund

Description of this Fund

Great British Pound denominated fund employing an active asset allocation strategy and a passive investment management strategy invested 65% in income assets (international fixed interest and cash and cash equivalents), with 35% exposure to growth assets (international equities and listed property). Seeks to track composite indices (before annual fund charge and tax), comprising: 10% Markit iBoxx GBP Liquid Investment Grade Ultrashort Index; 55% Bloomberg Global Aggregate Corporate Index, 100% hedged to GBP; 5% FTSE EPRA/NAREIT UK Index; and 30% MSCI World ESG Screened Net GBP.

Risk indicator for the GBP Conservative Fund

← Potentially lower returns

Potentially higher returns →



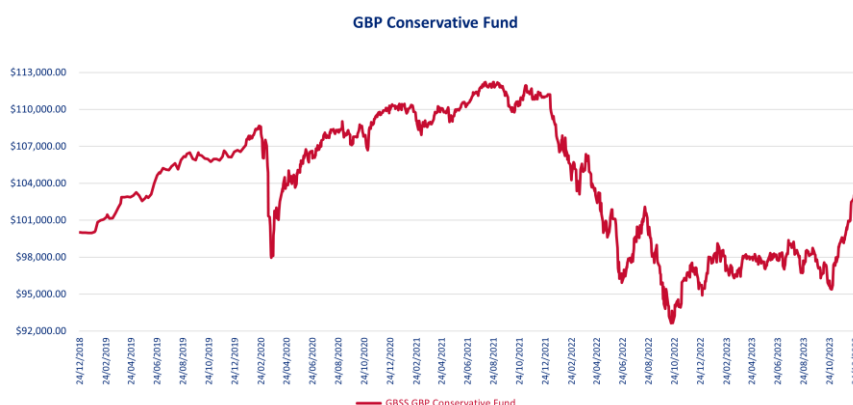
← Lower risk

Higher risk →

The risk indicator is rated from 1 (low) to 7 (high). The rating reflects how much the value of the Fund's assets goes up and down. A higher risk generally means higher potential returns over time, but more ups and downs along the way. For further information on how the risk indicator is calculated, please see the Passively Managed Fund Options Product Disclosure Statement.

Investment performance

The chart below illustrates the performance of £100,000 invested in the GBP Conservative Fund from inception on 24 December 2018 to 31 December 2023. The chart shows cumulative investment performance after fees, and tax (at 28%):



The below performance figures for the GBP Conservative Fund as at 31 December 2023. The returns are after fees and after taxes:

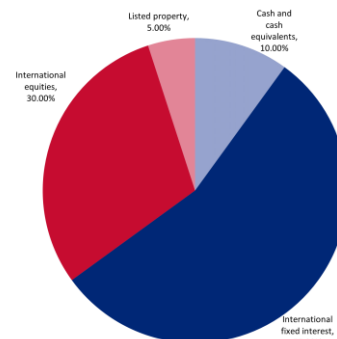
PIR Tax Rate	Month	Quarter	6-months	12-months	Inception
28%	3.50%	6.27%	5.04%	8.19%	0.64%
0%	3.59%	6.57%	5.63%	9.40%	1.73%

* Returns for periods longer than one year are annualised

Lifetime Asset Management Limited

Level 3, 120 Featherston Street, Wellington 6011, New Zealand
 PO Box 10760 The Terrace, Wellington 6140, New Zealand
 T: +64 (0) 4 472 7902
 E: super@garrisonbridge.co.nz

Target asset allocation



Underlying Investment Manager

BlackRock Asset Management Ireland Limited. BlackRock, Inc is the world's largest global investment manager with over US\$9 trillion in assets under management. BlackRock is an American global investment management corporation based in New York. It was founded in 1988, initially as a risk management and fixed income institutional asset manager.

Key facts

Inception date:
24 December 2018

Underlying Investment Manager:
BlackRock Asset Management Ireland Limited

Supervisor:
Public Trust

Fund type:
Multi-rate Portfolio Investment Entity

Licensed Manager:
Lifetime Asset Management Limited

Estimated annual fund charge: 1.14%

Disclaimer: Past performance is not an indicator of future performance. Neither Lifetime Asset Management Limited nor any of its related companies accepts any liability for any loss or damage arising directly or indirectly out of the use of, or reliance on, the information provided in this document. Lifetime Asset Management Limited is the manager and issuer, and Public Trust is the supervisor, of the Scheme. None of Lifetime, the Government, Public Trust, or any director, board member or nominee of any of those entities, or any other person, guarantees the Schemes' performance, returns or repayment of capital. To calculate your Prescribed Investor Rate (PIR) see the Product Disclosure Statements. The Schemes' Product Disclosure Statements are available at garrisonbridge.co.nz

Fund Summary

For the month ending 31 December 2023

GBP Balanced Fund

Description of this Fund

Great British Pound denominated fund employing an active asset allocation strategy and a passive investment management strategy invested 50% in income assets (cash and cash equivalents and international fixed interest), with 50% exposure to growth assets (listed property and international equities). Seeks to track composite indices (before annual fund charge and tax), comprising: 5% Markit iBoxx GBP Liquid Investment Grade Ultrashort Index; 45% Bloomberg Global Aggregate Corporate Index, 100% hedged to GBP; 5% FTSE EPRA/NAREIT UK Index; and 45% MSCI World ESG Screened Index Net GBP.

Risk indicator for the GBP Balanced Fund

← Potentially lower returns

Potentially higher returns →



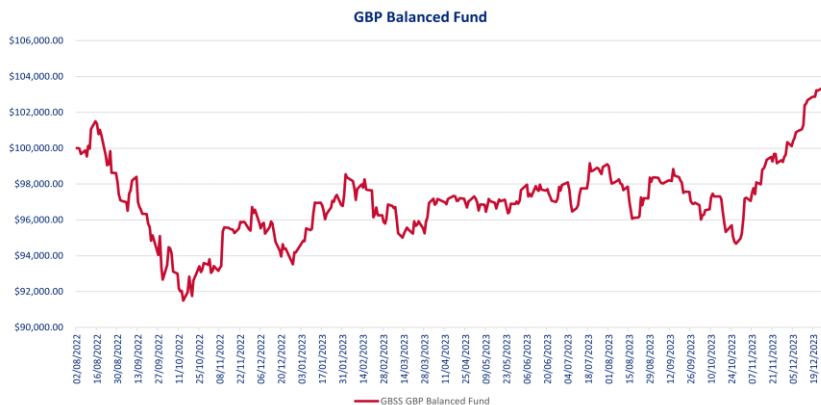
← Lower risk

Higher risk →

The risk indicator is rated from 1 (low) to 7 (high). The rating reflects how much the value of the Fund's assets goes up and down. A higher risk generally means higher potential returns over time, but more ups and downs along the way. For further information on how the risk indicator is calculated, please see the Passively Managed Fund Options Product Disclosure Statement.

Investment performance

The chart below illustrates the performance of £100,000 invested in the GBP Conservative Fund from inception on 1 August 2022 to 31 December 2023. The chart shows cumulative investment performance after fees, and tax (at 28%):



The below performance figures for the GBP Balanced Fund as at 31 December 2023. The returns are after fees and after taxes:

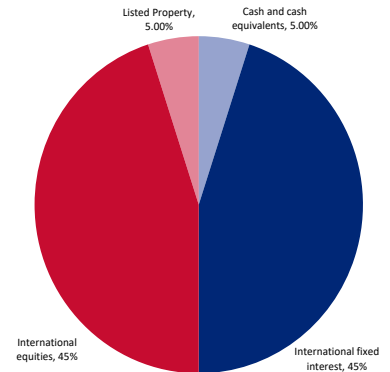
PIR Tax Rate	Month	Quarter	6-months	1-year	Inception
28%	3.83%	6.70%	5.61%	9.85%	2.43%
0%	3.92%	7.00%	6.20%	11.08%	3.56%

* Returns for periods longer than one year are annualised

Lifetime Asset Management Limited

Level 3, 120 Featherston Street, Wellington 6011, New Zealand
PO Box 10760 The Terrace, Wellington 6140, New Zealand
T: +64 (0) 4 472 7902
E: super@garrisonbridge.co.nz

Target asset allocation



Underlying Investment Manager

BlackRock Asset Management Irelanad Limited. BlackRock, Inc is the world's largest global investment manager with over US\$9 trillion in assets under management. BlackRock is an American global investment management corporation based in New York. It was founded in 1988, initially as a risk management and fixed income institutional asset manager.

Key facts

Inception date:

1 August 2022

Underlying Investment Manager:

BlackRock Asset Management Ireland Limited

Supervisor:

Public Trust

Fund type:

Multi-rate Portfolio Investment Entity

Licensed Manager:

Lifetime Asset Management Limited

Estimated annual fund charge: 1.19%

Disclaimer: Past performance is not an indicator of future performance. Neither Lifetime Asset Management Limited nor any of its related companies accepts any liability for any loss or damage arising directly or indirectly out of the use of, or reliance on, the information provided in this document. Lifetime Asset Management Limited is the manager and issuer, and Public Trust is the supervisor, of the Scheme. None of Lifetime, the Government, Public Trust, or any director, board member or nominee of any of those entities, or any other person, guarantees the Schemes' performance, returns or repayment of capital. To calculate your Prescribed Investor Rate (PIR) see the Product Disclosure Statements. The Schemes' Product Disclosure Statements are available at garrisonbridge.co.nz

Fund Summary

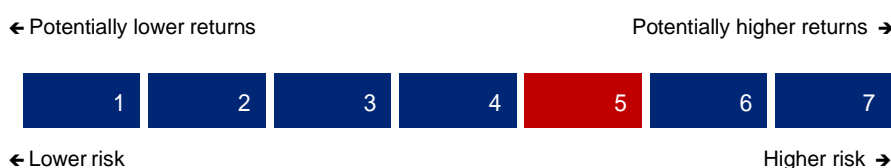
For the month ending 31 December 2023

GBP Growth Fund

Description of this Fund

Great British Pound denominated fund employing an active asset allocation strategy and a passive investment management strategy invested 15% in income assets (international fixed interest), with 85% exposure to growth assets (listed property and international equities). Seeks to track composite indices (before annual fund charge and tax), comprising: 15% Bloomberg Global Aggregate Corporate Index, 100% hedged to GBP; 7% FTSE EPRA/NAREIT UK Index; and 78% MSCI World ESG Screened Index Net GBP.

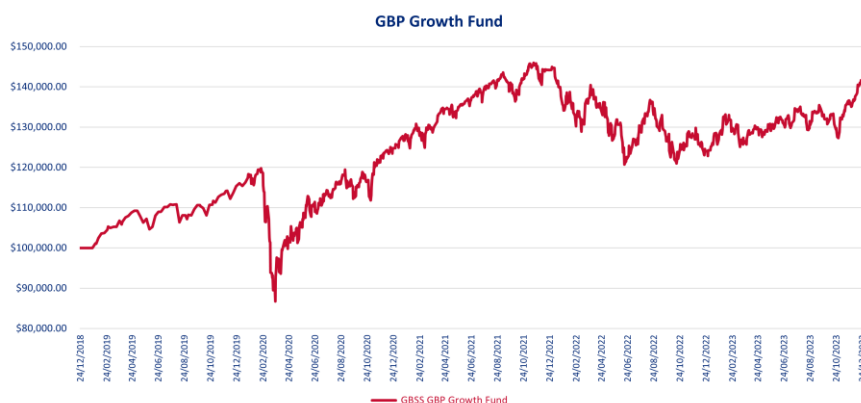
Risk indicator for the GBP Growth Fund



The risk indicator is rated from 1 (low) to 7 (high). The rating reflects how much the value of the Fund's assets goes up and down. A higher risk generally means higher potential returns over time, but more ups and downs along the way. For further information on how the risk indicator is calculated, please see the Passively Managed Fund Options Product Disclosure Statement.

Investment performance

The chart below illustrates the performance of £100,000 invested in the GBP Growth Fund from inception on 24 December 2018 to 31 December 2023. The chart shows cumulative investment performance after fees, and tax (at 28%):



The below performance figures for the GBP Growth Fund as at 31 December 2023. The returns are after fees and after taxes:

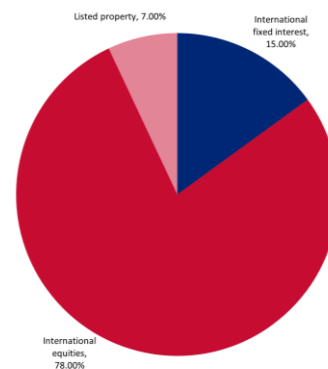
PIR Tax Rate	Month	Quarter	6-months	12-months	Inception
28%	4.45%	7.42%	7.04%	14.16%	7.20%
0%	4.54%	7.72%	7.64%	15.44%	8.35%

* Returns for periods longer than one year are annualised

Lifetime Asset Management Limited

Level 3, 120 Featherston Street, Wellington 6011, New Zealand
 PO Box 10760 The Terrace, Wellington 6140, New Zealand
 T: +64 (0) 4 472 7902
 E: super@garrisonbridge.co.nz

Target asset allocation



Underlying Investment Manager

BlackRock Asset Management Ireland Limited. BlackRock, Inc is the world's largest global investment manager with over US\$9 trillion in assets under management. BlackRock is an American global investment management corporation based in New York. It was founded in 1988, initially as a risk management and fixed income institutional asset manager.

Key facts

Inception date:
24 December 2018

Underlying Investment Manager:
BlackRock Asset Management Ireland Limited

Supervisor:
Public Trust

Fund type:
Multi-rate Portfolio Investment Entity

Licensed Manager:
Lifetime Asset Management Limited

Estimated annual fund charge: 1.19%

Disclaimer: Past performance is not an indicator of future performance. Neither Lifetime Asset Management Limited nor any of its related companies accepts any liability for any loss or damage arising directly or indirectly out of the use of, or reliance on, the information provided in this document. Lifetime Asset Management Limited is the manager and issuer, and Public Trust is the supervisor, of the Scheme. None of Lifetime, the Government, Public Trust, or any director, board member or nominee of any of those entities, or any other person, guarantees the Schemes' performance, returns or repayment of capital. To calculate your Prescribed Investor Rate (PIR) see the Product Disclosure Statements. The Schemes' Product Disclosure Statements are available at garrisonbridge.co.nz

