

General Market Commentary

Global markets were relatively subdued in August. This is fairly typical for the waning days of the Northern summer when financiers head to the beach and take their liquidity with them. However, the news cycle did not take a holiday. Tariffs and tech valuations remained hot topics, particularly when US President Trump slapped duties of 50% on India's exports.

US markets were further unsettled by Trump's growing interest in HR. When the US Bureau of Labour Statistics released startlingly soft jobs data for July, and slashed estimates for the prior two months, Trump fired the head statistician. Meanwhile, US Federal Reserve chair Jerome Powell took a breather as POTUS's chief punching bag when Trump demanded the resignation of a different Fed board member.

Tech stocks came under pressure as jittery investors looked for signs of a sector slowdown, predominantly in Nvidia's quarterly tea leaves. While the market heavyweight's latest earnings did not disappoint, it succumbed to a bout of profit-taking anyway. Despite this, markets found support from the apparently unassailable US consumer and the Fed's hints that it might finally be in the mood to cut rates.

Sentiment was softer at home following confirmation of a 15% tariff on our products into the US, with estimates it could cost exporters north of \$1.4 billion in trade costs. Unemployment continued to creep up and wage growth slowed as businesses held back on hiring. The RBNZ helped lift spirits by cutting interest rates to 3% and signalling further wiggle room.

Australian stocks tore out of the starting gate to reach record highs following the RBA's widely expected 25 basis point rate cut and a slew of encouraging earnings. Markets suffered a mild hangover later in the month on weakness in healthcare and energy, as well as some opportunistic profit-taking.

Against this backdrop, the S&P 500 finished August up 1.9%, while the tech-focused Nasdaq rose 1.6%. The NZX 50 gained 0.8% over the month, while the ASX 200 finished 2.6% ahead.

Elsewhere, the UK's FTSE 100 ended August up 0.6%. Investors celebrated the Bank of England's decision to drop borrowing costs to their lowest level in more than two years. However, the mood swiftly soured on evidence that Britain has a bit of an inflation problem. Consumer prices climbed by 3.8% in July compared to a year ago, up from 3.6% in June.

GBP and AUD / NZD exchange rate change from 31 July 2025 to 31 August 2025:

1 Month to 31/08/2025			
	31/07/2025	31/08/2025	% change over month
GBP / NZD	\$2.24	\$2.30	2.3%
AUD / NZD	\$1.09	\$1.11	1.9%

GBP and AUD / NZD exchange rate change from 31 August 2024 to 31 August 2025:

1 Year to 31/08/2025			
	31/08/2024	31/08/2025	% change over year
GBP / NZD	\$2.10	\$2.30	9.2%
AUD / NZD	\$1.08	\$1.11	2.7%

The exchange rates are sourced from Reuters (<https://www.reuters.com/markets/currencies/>)

About Garrison Bridge

Garrison Bridge Superannuation Scheme ('Scheme', 'Garrison Bridge') is a New Zealand Superannuation Scheme, regulated by the Financial Markets Authority and offered in Australia under the Mutual Recognition Scheme. The Scheme is a managed superannuation scheme that offers seven investment options in NZD, AUD & GBP and has QROPS registration for foreign superannuation transfers.

Garrison Bridge is managed by Lifetime Asset Management Limited.

Ralph Stewart – Managing Director, Lifetime Asset Management Limited



Ralph Stewart was CEO of AXA Insurance New Zealand for 9 years and more recently the CEO of ACC. He has thirty years of experience in New Zealand's financial services sector, including 8 years as General Manager of Marketing & Strategy at TOWER Insurance. Ralph holds a Masters in Business Administration from Manchester University in England.

Disclaimer: Past performance is not an indicator of future performance. Neither Lifetime Asset Management Limited nor any of its related companies accepts any liability for any loss or damage arising directly or indirectly out of the use of, or reliance on, the information provided in this document. Lifetime Asset Management Limited is the manager and issuer, and Public Trust is the supervisor, of the Scheme. None of Lifetime, the Government, Public Trust, or any director, board member or nominee of any of those entities, or any other person, guarantees the Schemes' performance, returns or repayment of capital. To calculate your Prescribed Investor Rate (PIR) see the Product Disclosure Statements. The Schemes' Product Disclosure Statements are available at garrisonbridge.co.nz

Lifetime Asset Management Limited

Level 5, 139 The Terrace, Wellington 6011, New Zealand
PO Box 10760, Wellington 6140, New Zealand
T: +64 (0) 4 472 7902
E: super@garrisonbridge.co.nz

NZD Conservative Fund

Description of this Fund

New Zealand Dollar denominated fund employing an active asset allocation strategy and a passive investment management strategy invested 70% in income assets (New Zealand and international fixed interest), with 30% exposure to growth assets (Australasian and international equities). Seeks to track composite indices (before annual fund charge and tax), comprising: 10% S&P/NZX Bank Bills 90-Day Index; 40% Bloomberg NZ Bond Govt 0+ Yr Index; 20% Bloomberg Global Aggregate Index, 100% hedged to NZD; 20% Morningstar New Zealand (total return) Index, including imputation credits; 5% MSCI World Index NR ex NZ, Tobacco, Controversial and Nuclear Weapons; and 5% MSCI World Index NR ex NZ, Tobacco, Controversial and Nuclear Weapons, 100% hedged to NZD.

Risk indicator for the NZD Conservative Fund

← Potentially lower returns

Potentially higher returns →



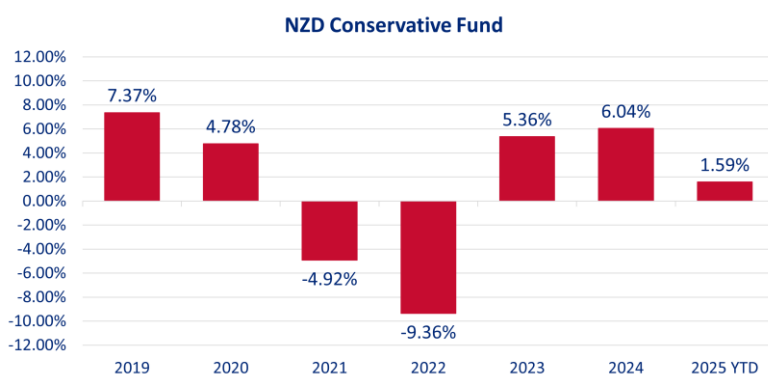
← Lower risk

Higher risk →

The risk indicator is rated from 1 (low) to 7 (high). The rating reflects how much the value of the Fund's assets goes up and down. A higher risk generally means higher potential returns over time, but more ups and downs along the way. For further information on how the risk indicator is calculated, please see the Passively Managed Fund Options Product Disclosure Statement.

Investment performance

The chart below shows the fund return after fund charges and tax (at 28%) for each full calendar year the fund has been in existence. The last bar shows the performance of the current calendar year to date (1 January 2025 to 31 August 2025).



See the below performance figures for the NZD Conservative Fund as at 31 August 2025. The returns are after fees and after taxes:

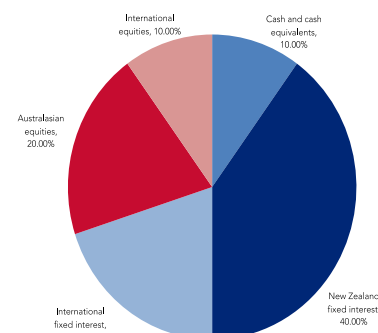
PIR Tax Rate	Month	Quarter	12-months	3-year	5-year	Inception
28%	0.81%	2.28%	3.58%	3.54%	-0.36%	1.46%
0%	0.95%	2.59%	4.31%	4.26%	-0.52%	1.71%

Returns for periods longer than one year are annualised

Lifetime Asset Management Limited

Level 5, 139 The Terrace, Wellington 6011, New Zealand
PO Box 10760, Wellington 6140, New Zealand
T: +64 (0) 4 472 7902
E: super@garrisonbridge.co.nz

Target asset allocation



Underlying Fund Managers

Simplicity NZ Limited is a leading investment manager located in NZ, with over NZ\$8 billion under management.

Harbour Asset Management Limited is a proven fund manager with approximately NZ\$19 billion of funds under management.

Smartshares Limited is New Zealand's only issuer of ETFs listed on the NZX Main Board, with over NZ\$12 billion of funds under management.

Mercer (N.Z.) Limited is part of Marsh & McLennan Companies, Inc with a global investment network, managing approximately US\$600 billion.

Key facts

Inception date:
24 December 2018

Underlying Investment Managers:
Simplicity NZ Limited, Harbour Asset Management Limited, Smartshares Limited, and Mercer (N.Z.) Limited

Supervisor:
Public Trust

Fund type:
Multi-rate Portfolio Investment Entity

Licensed Manager:
Lifetime Asset Management Limited

Estimated annual fund charge: 1.09%

Disclaimer: Past performance is not an indicator of future performance. Neither Lifetime Asset Management Limited nor any of its related companies accepts any liability for any loss or damage arising directly or indirectly out of the use of, or reliance on, the information provided in this document. Lifetime Asset Management Limited is the manager and issuer, and Public Trust is the supervisor, of the Scheme. None of Lifetime, the Government, Public Trust, or any director, board member or nominee of any of those entities, or any other person, guarantees the Schemes' performance, returns or repayment of capital. To calculate your Prescribed Investor Rate (PIR) see the Product Disclosure Statements. The Schemes' Product Disclosure Statements are available at garrisonbridge.co.nz

Fund Summary

For the month ending 31 August 2025

NZD Growth Fund



Description of this Fund

New Zealand Dollar denominated fund employing an active asset allocation strategy and a passive investment management strategy invested 16% in income assets (New Zealand and international fixed interest), with 84% exposure to growth assets (Australasian and international equities). Seeks to track composite indices (before annual fund charge and tax), comprising: 8% Bloomberg NZ Bond Govt 0+ Yr Index; 8% Bloomberg Global Aggregate Index, 100% hedged to NZD; 15% Morningstar New Zealand (total return) Index, including imputation credits; 15% S&P/NZX 50 Portfolio Index, including imputation credits; 27% MSCI World Index NR ex NZ, Tobacco, Controversial and Nuclear Weapons; and 27% MSCI World Index NR ex NZ, Tobacco, Controversial and Nuclear Weapons, 100% hedged to NZD.

Risk indicator for the NZD Growth Fund

← Potentially lower returns

Potentially higher returns →



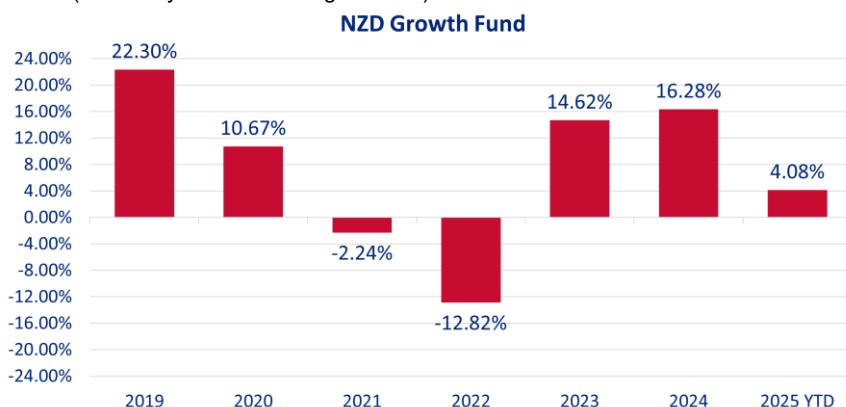
← Lower risk

Higher risk →

The risk indicator is rated from 1 (low) to 7 (high). The rating reflects how much the value of the Fund's assets goes up and down. A higher risk generally means higher potential returns over time, but more ups and downs along the way. For further information on how the risk indicator is calculated, please see the Passively Managed Fund Options Product Disclosure Statement.

Investment performance

The chart below shows the fund return after fund charges and tax (at 28%) for each full calendar year the fund has been in existence. The last bar shows the performance of the current calendar year to date (1 January 2025 to 31 August 2025).



See the below performance figures for the NZD Growth Fund as at 31 August 2025. The returns are after fees and after taxes:

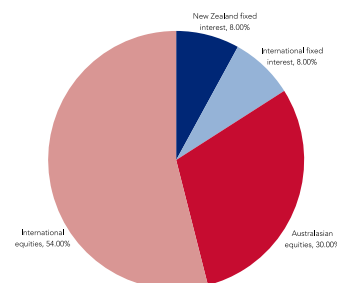
PIR Tax Rate	Month	Quarter	12-months	3-year	5-year	Inception
28%	1.63%	5.75%	9.88%	9.92%	4.75%	7.32%
0%	1.71%	5.99%	11.02%	10.91%	5.36%	8.02%

Returns for periods longer than one year are annualised

Lifetime Asset Management Limited

Level 5, 139 The Terrace, Wellington 6011, New Zealand
PO Box 10760, Wellington 6140, New Zealand
T: +64 (0) 4 472 7902
E: super@garrisonbridge.co.nz

Target asset allocation



Underlying Fund Managers

Simplicity NZ Limited is a leading investment manager located in NZ, with over NZ\$8 billion under management.

Harbour Asset Management Limited is a proven fund manager with approximately NZ\$19 billion of funds under management.

Smartshares Limited is New Zealand's only issuer of ETFs listed on the NZX Main Board, with over NZ\$12 billion of funds under management.

Mercer (N.Z.) Limited is part of Marsh & McLennan Companies, Inc with a global investment network, managing approximately US\$600 billion.

Key facts

Inception date:
24 December 2018

Underlying Investment Managers:
Simplicity NZ Limited, Harbour Asset Management Limited, Smartshares Limited, and Mercer (N.Z.) Limited

Supervisor:
Public Trust

Fund type:
Multi-rate Portfolio Investment Entity

Licensed Manager:
Lifetime Asset Management Limited

Estimated annual fund charge: 1.09%

Disclaimer: Past performance is not an indicator of future performance. Neither Lifetime Asset Management Limited nor any of its related companies accepts any liability for any loss or damage arising directly or indirectly out of the use of, or reliance on, the information provided in this document. Lifetime Asset Management Limited is the manager and issuer, and Public Trust is the supervisor, of the Scheme. None of Lifetime, the Government, Public Trust, or any director, board member or nominee of any of those entities, or any other person, guarantees the Schemes' performance, returns or repayment of capital. To calculate your Prescribed Investor Rate (PIR) see the Product Disclosure Statements. The Schemes' Product Disclosure Statements are available at garrisonbridge.co.nz

Fund Summary

For the month ending 31 August 2025

AUD Balanced Fund



Description of this Fund

Australian Dollar denominated fund employing an active asset allocation strategy and a passive investment management strategy invested 40% in income assets (international fixed interest), with 60% exposure to growth assets (Australasian and international equities). Seeks to track composite indices (before annual fund charge and tax), comprising: 20% Bloomberg Aus Bond Credit 0+ Yr Index; 20% Bloomberg Global Treasury Scaled Index, 100% hedged to AUD; 20% FTSE Australia 300 Choice Index; and 40% MSCI World ex Australia Custom ESG Leaders Index, 100% hedged to AUD.

Risk indicator for the AUD Balanced Fund

← Potentially lower returns

Potentially higher returns →



← Lower risk

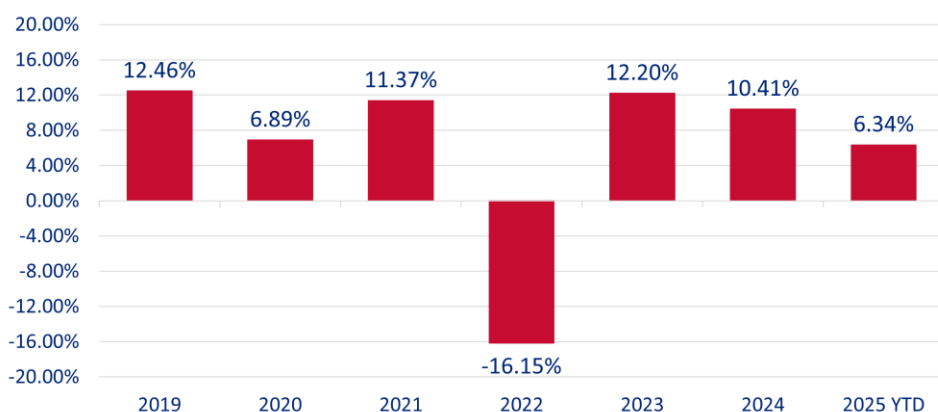
Higher risk →

The risk indicator is rated from 1 (low) to 7 (high). The rating reflects how much the value of the Fund's assets goes up and down. A higher risk generally means higher potential returns over time, but more ups and downs along the way. For further information on how the risk indicator is calculated, please see the Passively Managed Fund Options Product Disclosure Statement.

Investment performance

The chart below shows the fund return after fund charges and tax (at 28%) for each full calendar year the fund has been in existence. The last bar shows the performance of the current calendar year to date (1 January 2025 to 31 August 2025).

AUD Balanced Fund



See the below performance figures for the AUD Balanced Fund as at 31 August 2025. The returns are after fees and after taxes:

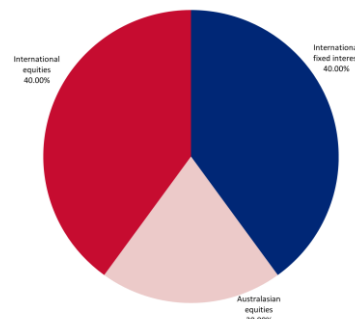
PIR Tax Rate	Month	Quarter	12-months	3-year	5-year	Inception
28%	0.70%	4.16%	7.86%	8.51%	5.09%	6.02%
0%	0.79%	4.45%	9.07%	9.72%	6.25%	7.18%

Returns for periods longer than one year are annualised

Lifetime Asset Management Limited

Level 5, 139 The Terrace, Wellington 6011, New Zealand
PO Box 10760, Wellington 6140, New Zealand
T: +64 (0) 4 472 7902
E: super@garrisonbridge.co.nz

Target asset allocation



Underlying Fund Managers

Vanguard Investments Australia Limited.

The Vanguard Group, Inc is the world's second largest investment manager with over US\$10 trillion under management.

BlackRock Asset Management Ireland Limited.

BlackRock, Inc is the world's largest global investment manager with over US\$11 trillion in assets under management.

Key facts

Inception date:

24 December 2018

Underlying Investment Managers:

Vanguard Investments Australia Limited, BlackRock Asset Management Ireland Limited

Supervisor:

Public Trust

Fund type:

Multi-rate Portfolio Investment Entity

Licensed Manager:

Lifetime Asset Management Limited

Estimated annual fund charge: 1.19%

Disclaimer: Past performance is not an indicator of future performance. Neither Lifetime Asset Management Limited nor any of its related companies accepts any liability for any loss or damage arising directly or indirectly out of the use of, or reliance on, the information provided in this document. Lifetime Asset Management Limited is the manager and issuer, and Public Trust is the supervisor, of the Scheme. None of Lifetime, the Government, Public Trust, or any director, board member or nominee of any of those entities, or any other person, guarantees the Schemes' performance, returns or repayment of capital. To calculate your Prescribed Investor Rate (PIR) see the Product Disclosure Statements. The Schemes' Product Disclosure Statements are available at garrisonbridge.co.nz

GBP Conservative Fund

Description of this Fund

Great British Pound denominated fund employing an active asset allocation strategy and a passive investment management strategy invested 65% in income assets (international fixed interest and cash and cash equivalents), with 35% exposure to growth assets (international equities and listed property). Seeks to track composite indices (before annual fund charge and tax), comprising: 10% Markit iBoxx GBP Liquid Investment Grade Ultrashort Index; 55% Bloomberg Global Aggregate Corporate Index, 100% hedged to GBP; 5% FTSE EPRA/NAREIT UK Index; and 30% MSCI World ESG Screened Net GBP.

Risk indicator for the GBP Conservative Fund

← Potentially lower returns

Potentially higher returns →



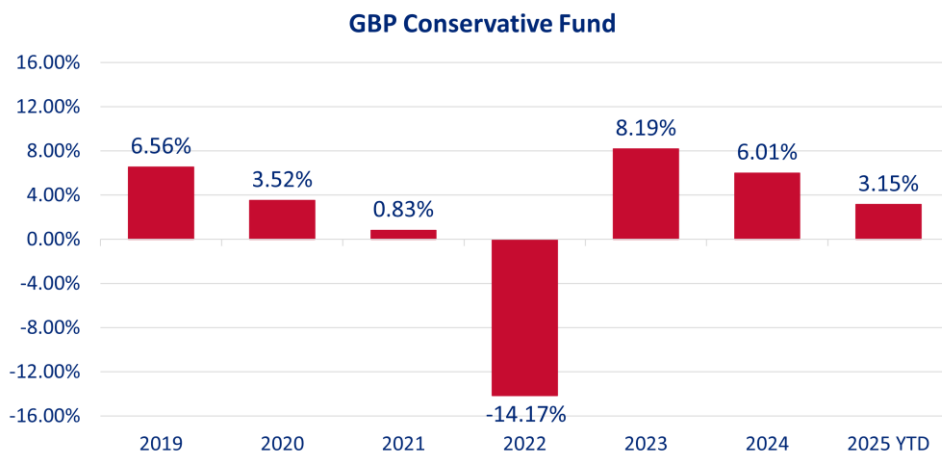
← Lower risk

Higher risk →

The risk indicator is rated from 1 (low) to 7 (high). The rating reflects how much the value of the Fund's assets goes up and down. A higher risk generally means higher potential returns over time, but more ups and downs along the way. For further information on how the risk indicator is calculated, please see the Passively Managed Fund Options Product Disclosure Statement.

Investment performance

The chart below shows the fund return after fund charges and tax (at 28%) for each full calendar year the fund has been in existence. The last bar shows the performance of the current calendar year to date (1 January 2025 to 31 August 2025).



See the below performance figures for the GBP Conservative Fund as at 31 August 2025. The returns are after fees and after taxes:

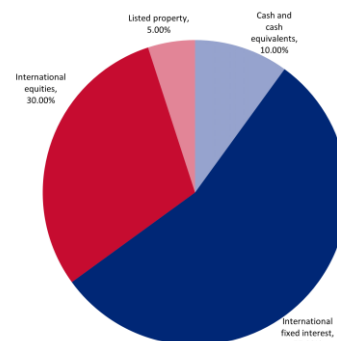
PIR Tax Rate	Month	Quarter	12-months	3-year	5-year	Inception
28%	0.18%	2.96%	4.33%	4.68%	0.82%	1.83%
0%	0.27%	3.25%	5.51%	5.86%	1.94%	2.95%

Returns for periods longer than one year are annualised

Lifetime Asset Management Limited

Level 5, 139 The Terrace, Wellington 6011, New Zealand
PO Box 10760, Wellington 6140, New Zealand
T: +64 (0) 4 472 7902
E: super@garrisonbridge.co.nz

Target asset allocation



Underlying Fund Manager

BlackRock Asset Management Ireland Limited. BlackRock, Inc is the world's largest global investment manager with over US\$11 trillion in assets under management. BlackRock is an American global investment management corporation based in New York. It was founded in 1988, initially as a risk management and fixed income institutional asset manager.

Key facts

Inception date:
24 December 2018

Underlying Investment Manager:
BlackRock Asset Management Ireland Limited

Supervisor:
Public Trust

Fund type:
Multi-rate Portfolio Investment Entity

Licensed Manager:
Lifetime Asset Management Limited

Estimated annual fund charge: 1.14%

Disclaimer: Past performance is not an indicator of future performance. Neither Lifetime Asset Management Limited nor any of its related companies accepts any liability for any loss or damage arising directly or indirectly out of the use of, or reliance on, the information provided in this document. Lifetime Asset Management Limited is the manager and issuer, and Public Trust is the supervisor, of the Scheme. None of Lifetime, the Government, Public Trust, or any director, board member or nominee of any of those entities, or any other person, guarantees the Schemes' performance, returns or repayment of capital. To calculate your Prescribed Investor Rate (PIR) see the Product Disclosure Statements. The Schemes' Product Disclosure Statements are available at garrisonbridge.co.nz

Fund Summary

For the month ending 31 August 2025

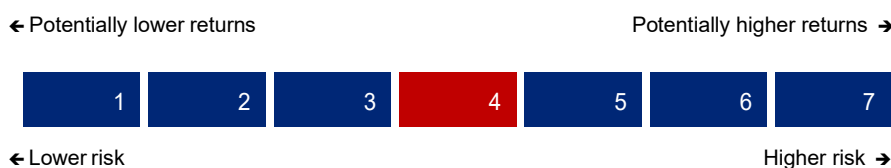
GBP Balanced Fund



Description of this Fund

Great British Pound denominated fund employing an active asset allocation strategy and a passive investment management strategy invested 50% in income assets (cash and cash equivalents and international fixed interest), with 50% exposure to growth assets (listed property and international equities). Seeks to track composite indices (before annual fund charge and tax), comprising: 5% Markit iBoxx GBP Liquid Investment Grade Ultrashort Index; 45% Bloomberg Global Aggregate Corporate Index, 100% hedged to GBP; 5% FTSE EPRA/NAREIT UK Index; and 45% MSCI World ESG Screened Index Net GBP.

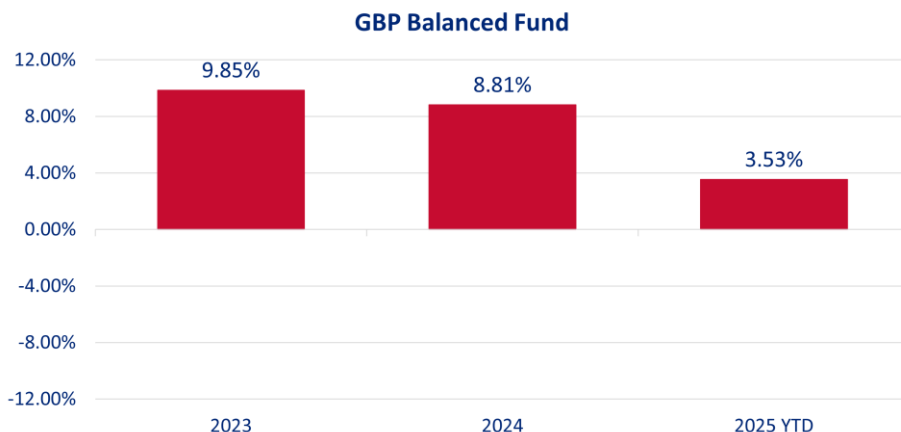
Risk indicator for the GBP Balanced Fund



The risk indicator is rated from 1 (low) to 7 (high). The rating reflects how much the value of the Fund's assets goes up and down. A higher risk generally means higher potential returns over time, but more ups and downs along the way. For further information on how the risk indicator is calculated, please see the Passively Managed Fund Options Product Disclosure Statement.

Investment performance

The chart below shows the fund return after fund charges and tax (at 28%) for each full calendar year the fund has been in existence. The last bar shows the performance of the current calendar year to date (1 January 2025 to 31 August 2025).



See the below performance figures for the GBP Balanced Fund as at 31 August 2025. The returns are after fees and after taxes:

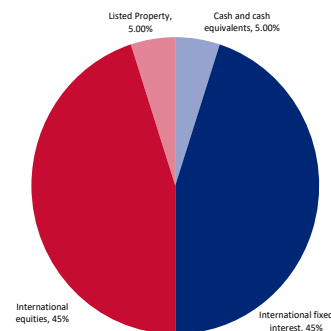
PIR Tax Rate	Month	Quarter	12-months	3-year	5-year	Inception
28%	0.17%	4.00%	5.90%	6.16%	-	5.09%
0%	0.26%	4.29%	7.10%	7.36%	-	6.27%

Returns for periods longer than one year are annualised

Lifetime Asset Management Limited

Level 5, 139 The Terrace, Wellington 6011, New Zealand
PO Box 10760, Wellington 6140, New Zealand
T: +64 (0) 4 472 7902
E: super@garrisonbridge.co.nz

Target asset allocation



Underlying Fund Manager

BlackRock Asset Management Ireland Limited. BlackRock, Inc is the world's largest global investment manager with over US\$11 trillion in assets under management. BlackRock is an American global investment management corporation based in New York. It was founded in 1988, initially as a risk management and fixed income institutional asset manager.

Key facts

Inception date:
1 August 2022

Underlying Investment Manager:
BlackRock Asset Management Ireland Limited

Supervisor:
Public Trust

Fund type:
Multi-rate Portfolio Investment Entity

Licensed Manager:
Lifetime Asset Management Limited

Estimated annual fund charge: 1.19%

Disclaimer: Past performance is not an indicator of future performance. Neither Lifetime Asset Management Limited nor any of its related companies accepts any liability for any loss or damage arising directly or indirectly out of the use of, or reliance on, the information provided in this document. Lifetime Asset Management Limited is the manager and issuer, and Public Trust is the supervisor, of the Scheme. None of Lifetime, the Government, Public Trust, or any director, board member or nominee of any of those entities, or any other person, guarantees the Schemes' performance, returns or repayment of capital. To calculate your Prescribed Investor Rate (PIR) see the Product Disclosure Statements. The Schemes' Product Disclosure Statements are available at garrisonbridge.co.nz

Fund Summary

For the month ending 31 August 2025

GBP Growth Fund

Description of this Fund

Great British Pound denominated fund employing an active asset allocation strategy and a passive investment management strategy invested 15% in income assets (international fixed interest), with 85% exposure to growth assets (listed property and international equities). Seeks to track composite indices (before annual fund charge and tax), comprising: 15% Bloomberg Global Aggregate Corporate Index, 100% hedged to GBP; 7% FTSE EPRA/NAREIT UK Index; and 78% MSCI World ESG Screened Index Net GBP.

Risk indicator for the GBP Growth Fund

← Potentially lower returns

Potentially higher returns →



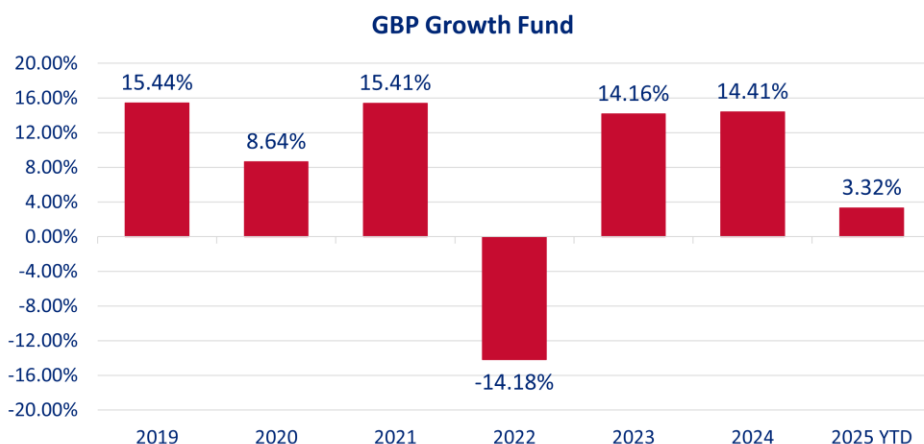
← Lower risk

Higher risk →

The risk indicator is rated from 1 (low) to 7 (high). The rating reflects how much the value of the Fund's assets goes up and down. A higher risk generally means higher potential returns over time, but more ups and downs along the way. For further information on how the risk indicator is calculated, please see the Passively Managed Fund Options Product Disclosure Statement.

Investment performance

The chart below shows the fund return after fund charges and tax (at 28%) for each full calendar year the fund has been in existence. The last bar shows the performance of the current calendar year to date (1 January 2025 to 31 August 2025).



See the below performance figures for the GBP Growth Fund as at 31 August 2025. The returns are after fees and after taxes:

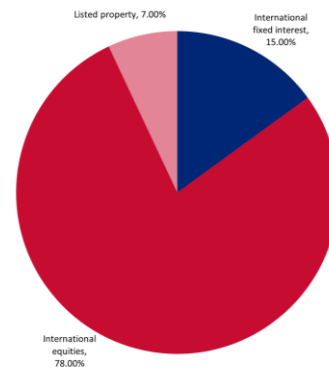
PIR Tax Rate	Month	Quarter	12-months	3-year	5-year	Inception
28%	0.02%	5.78%	8.01%	8.78%	7.27%	8.02%
0%	0.11%	6.07%	9.23%	10.01%	8.46%	9.20%

Returns for periods longer than one year are annualized

Lifetime Asset Management Limited

Level 5, 139 The Terrace, Wellington 6011, New Zealand
PO Box 10760, Wellington 6140, New Zealand
T: +64 (0) 4 472 7902
E: super@garrisonbridge.co.nz

Target asset allocation



Underlying Fund Manager

BlackRock Asset Management Ireland Limited. BlackRock, Inc is the world's largest global investment manager with over US\$11 trillion in assets under management. BlackRock is an American global investment management corporation based in New York. It was founded in 1988, initially as a risk management and fixed income institutional asset manager.

Key facts

Inception date:
24 December 2018

Underlying Investment Manager:
BlackRock Asset Management Ireland Limited

Supervisor:
Public Trust

Fund type:
Multi-rate Portfolio Investment Entity

Licensed Manager:
Lifetime Asset Management Limited

Estimated annual fund charge: 1.19%

Disclaimer: Past performance is not an indicator of future performance. Neither Lifetime Asset Management Limited nor any of its related companies accepts any liability for any loss or damage arising directly or indirectly out of the use of, or reliance on, the information provided in this document. Lifetime Asset Management Limited is the manager and issuer, and Public Trust is the supervisor, of the Scheme. None of Lifetime, the Government, Public Trust, or any director, board member or nominee of any of those entities, or any other person, guarantees the Schemes' performance, returns or repayment of capital. To calculate your Prescribed Investor Rate (PIR) see the Product Disclosure Statements. The Schemes' Product Disclosure Statements are available at garrisonbridge.co.nz

