

Fund Update

For the quarter ended 31 March 2026

NZD Real Assets Fund

This fund update was first made publicly available on 1 May 2026

What is the purpose of this update?

This document tells you how the NZD Real Assets Fund (**Fund**) has performed and what fees were charged. The document will help you to compare the Fund with other funds. Lifetime Asset Management Limited (**Lifetime**) prepared this update in accordance with the Financial Markets Conduct Act 2013. This information is not audited and may be updated.


Description of this Fund

The Fund provides exposure to real assets by investing into NZ listed property, International listed property and International listed infrastructure assets. The Fund seeks to track composite indices (before annual fund charge and tax). The Fund is expected to experience high volatility.


Total value of the Fund	\$736,011
Number of investors	46
The date the Fund started	5 February 2026

What are the risks of investing?

Risk indicator for the NZD Real Assets Fund



The risk indicator is rated from 1 (low) to 7 (high). The rating reflects how much the value of the Fund's assets goes up and down. A higher risk generally means higher potential returns over time, but more ups and downs along the way.

 To help you clarify your own attitude to risk, you can seek financial advice or work out your risk profile at sorted.org.nz/tools/investor-profiler

Note that even the lowest category does not mean a risk-free investment, and there are other risks that are not captured by this rating.

This risk indicator is not a guarantee of a fund's future performance. As the Fund has not been in existence for 5 years, the risk indicator is based on the Fund's returns data for the period 1 March 2026 to 31 March 2026 and market index returns data for the period 1 April 2021 to 28 February 2026. While risk indicators are usually relatively stable, they do shift from time to time. The risk indicator will continue to be updated in future fund updates.



See the Product Disclosure Statement (**PDS**) for more information about the risks associated with investing in this Fund.

How has the Fund performed?

	Past year
Annual return (after deductions for charges and tax)	Not applicable ¹
Annual return (after deductions for charges but before tax)	Not applicable ¹
Market index annual return (reflects no deduction for charges and tax)	10.25%

The market index annual return for the Fund is a composite index, calculated using the return of each asset class index the Fund invests in, weighted by the Fund's benchmark asset allocation.



See the Statement of Investment Policy and Objectives (**SIPO**) for details of the Fund's benchmark asset allocation and the asset class indices.



Additional information about the market index is available in the 'SIPO' document on the 'Scheme Register' at **disclose-register.companiesoffice.govt.nz** (search for 'Garrison Bridge Superannuation Scheme').

What fees are investors charged?

Investors in the Fund are charged fund charges. Based on the PDS dated 13 February 2026, these are:

	% of net asset value
Total fund charges	0.79%
Which are made up of:	
Total management and administration charges	0.79%
Including:	
● Manager's basic fee	0.64%
● Other management and administration charges	0.15%
Total performance based fees*	0.00%
Other charges	Dollar amount per investor
	\$0.00

*There are no performance fees charged by the Fund.

All fees are GST inclusive (if applicable).

Investors may also be charged individual action fees for specific actions or decisions (for example, for withdrawing from funds). See the PDS for more information about those fees.

Example of how this applies to an investor

Small differences in fees and charges can have a big impact on your investment over the long term.²

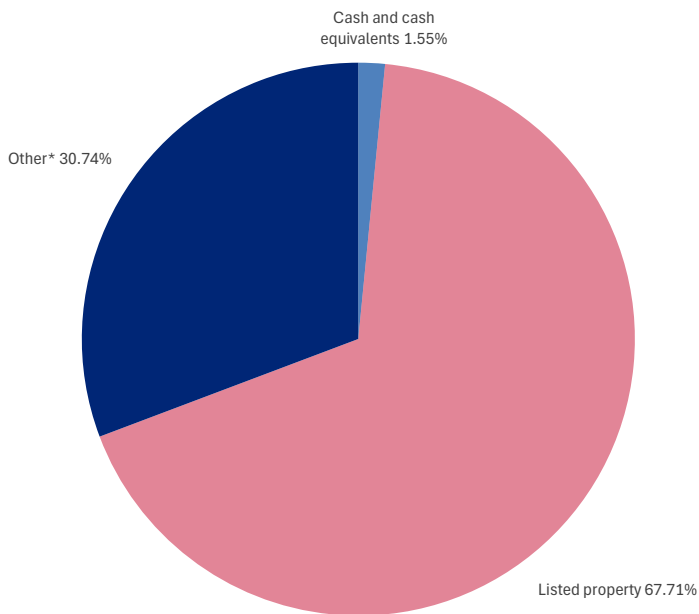
Example of how this applies to an investor

Ben had \$10,000 in the Fund on 9 February 2026 and did not make any further contributions. At the end of the period to 31 March 2026, Ben incurred a loss, after fund charges were deducted, of \$206 (that is -2.06% of his initial \$10,000). Ben also paid \$0 in other charges. This gives Ben a total loss after tax of \$212 for the period from 9 February 2026 to 31 March 2026.

What does the fund invest in?

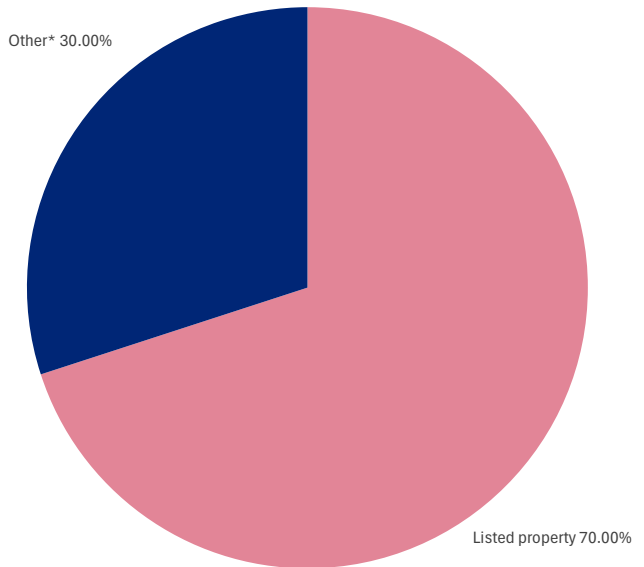
Actual investment mix

This shows the types of assets the Fund invests in.



Target investment mix

This shows the mix of assets the Fund generally intends to invest in.



* Other includes Listed Infrastructure assets.

Top 10 investments

Name	Percentage of the net asset value of the Fund	Type	Country	Credit rating (if applicable)
Kernel NZ Commercial Property Fund	38.75%	Listed Property	New Zealand	-
Kernel Global Infrastructure (NZD Hedged) Fund	30.74%	Other - Listed Infrastructure	New Zealand	-
Kernel Global Property (NZD Hedged) Fund	28.96%	Listed Property	New Zealand	-
Cash at Bank - NZD	1.55%	Cash and Cash Equivalents	New Zealand	AA-

The Top 10 Investments make up 100.00% of the Fund.

Currency hedging

The following foreign currency exposure targets will apply to international assets:

- International listed property – 100% hedged to New Zealand dollars.
- International listed infrastructure – 100% hedged to New Zealand dollars.

The currency hedging is passive, meaning the investment manager of the underlying funds target the benchmark hedging level,



Additional information about currency hedging is available in the 'SIPO' on the 'Scheme Register' at disclose-register.companiesoffice.govt.nz (search for 'Garrison Bridge Superannuation Scheme').

Key personnel

This shows the directors, employees and Investment Committee members and advisers who have the most impact on the investment decisions of the Fund.

Name	Current position	Time in current position	Previous or other position	Time in other position
Peter Verhaart	Contract Chief Investment Officer & Member, Lifetime Investment Committee	2 years and 1 month	Head of Investment Consulting EriksensGlobal Limited (current position)	4 years and 4 months
			Head of Wholesale and Private Investment, Kiwi Wealth	5 years and 7 months
James Ogden ³	Director & Chair, Lifetime Investment Committee	1 year and 2 months	Director, Foundation Life New Zealand Limited (current position)	8 years and 5 months
			Director, Summerset Group Holdings Limited	10 years and 10 months
Cameron Bagrie	Member, Lifetime Investment Committee	4 years and 11 months	Managing Director & Chief Economist, Bagrie Economics (current position)	8 years and 3 months
			Chief Economist, ANZ	11 years and 10 months
Kevin Stirrat	Member, Lifetime Investment Committee	4 years and 11 months	Director/Strategy Wealth Management Research, Forsyth Barr Limited	15 years and 10 months
Ellen Cheyne	Chief Financial Officer & Member, Lifetime Investment Committee	7 years and 9 months	Head of Finance, The Co-operative Bank	7 years and 10 months
Paul Robertshawe	Advisor, Lifetime Investment Committee	4 years and 11 months	Chief Investment Officer, Octagon Asset Management Limited (current position)	4 years and 5 months

Further information



You can also obtain this information, the PDS for the Garrison Bridge Superannuation Scheme, and some additional information from the 'Offer Register' at disclose-register.companiesoffice.govt.nz (search for 'Garrison Bridge Superannuation Scheme').

Notes

- ¹ The Fund has not yet been in existence for a 12-Month period.
- ² The Fund has not been in existence for a full disclosure year as at 31 March 2026 and therefore the past year's annual return for the Fund is not available. For the purposes of the member example, the return is based on the Fund's actual return for the period 9 February 2026 (the date the fund accepted its first contributions) to 31 March 2026 and reflects deductions for charges and tax.
- ³ James Ogden resigned as a Director of Lifetime Asset Management Limited & Chair and member of the Lifetime Investment Committee on 31 March 2026.